

Pitch Count

Rev. 2024 -ENG

WBSC

TOURNAMENT: _____ DATE: _____ GAME: _____
CITY: _____ FIELD: _____ START: _____ END: _____ TIME: _____
UMPIRES: _____
SCORERS: _____ TC: _____

DEFENSE

PO	A	E	DP	IP	Pos	PLAYERS	Nº
							1
							2
							3

scorers anotadores
WBSC

STRIKE BALL
1 4
OUT 1
INNING 8

CS 24
4 B S K B
F B B
BB3 7/18
S (8)
2/20
KL 3
3/23
B B K F
B •
7/5
5/28
KS 1
5/5

B S K B
F B B
BB1 7/55
S B B K
F •
6/6

PITCHERS _____ **CATCHERS** _____

2B 3B HR SH SF BB BH HP SO X WP %

Baseball glove with yellow ball and baseball with red stitching.

Marco Battistella

WBSC Pitch Count – Two Sheets

The WBSC Pitch Count consists of TWO sheets, one for each team.

Note: The use of WBSC Pitch Count sheets is subject to the condition that the game must be scored by THREE scorers.

The WBSC Pitch Count sheets **must be fully completed, all sections finalised, not partially**. This is the reason why the use of WBSC Pitch Count sheets is subject to the condition that the game must be scored by THREE scorers.

WBSC Pitch Count – First Sheet

Pie	N	Place	Date	Visitors	Home	Code				
	1									
	2									
	3									
	4									
	5									
	6									
	7									
	8									
	9									
		1	2	3	4	5	6	7	8	9
		NP								
		NP								
		NP								

T	Visiting Pitchers	N	P	ER	NP	W/L/S


TEAMS	1	2	3	4	5	6	7	8	9	10	11	12	13	14	15	8	H	E	DP	

Official Score / Datacaster

PITCHING LEGENDA

- B - Ball
- K - Strike
- S - Swing and miss
- H - Hit by pitch
- F - Fouled off
- - Put in play

- 1 - Pick off on 1B
- 2 - Pick off on 2B
- 3 - Pick off on 3B



WBSC Pitch Count – Second Sheet

Pie	N	Place	Date	Visitors	Home	Code				
	1									
	2									
	3									
	4									
	5									
	6									
	7									
	8									
	9									
		1	2	3	4	5	6	7	8	9
		NP								
		NP								
		NP								

T	Home Pitchers	N	P	ER	NP	W/L/S

Note

PITCHING LEGENDA


- B - Ball
- K - Strike
- S - Swing and miss
- H - Hit by pitch
- F - Fouled off
- - Put in play

- 1 - Pick off on 1B
- 2 - Pick off on 2B
- 3 - Pick off on 3B




The WBSC Pitch Count sheet is composed of:

- Header
- Scoreboard and Scorers
- Notes
- Batting order
- Central section
- Pitching summary
- Pitchers



1st Sheet

Pos	N	Pitch	Time	Weather	Attn	Score				
1										
2										
3										
4										
5										
6										
7										
8										
9										
	NP	1	2	3	4	5	6	7	8	9
	NP									
	NP									

1	Visiting Pitchers	N	P	SB	NP	W/L/S

TEAMS	1	2	3	4	5	6	7	8	9	10	11	12	13	14	15	16	17	18	19	20	

Official Score / Database

PITCHING LEGENDA
 B - Ball
 K - Strike
 S - Swing and miss
 H - Hit by pitch
 F - Fouled off
 • - Put in play
 1 - Pick off on 1B
 2 - Pick off on 2B
 3 - Pick off on 3B
WBSC
 BASEBALL SOFTBALL
 CONFEDERATION

2nd Sheet

Pos	N	Pitch	Time	Weather	Attn	Score				
1										
2										
3										
4										
5										
6										
7										
8										
9										
	NP	1	2	3	4	5	6	7	8	9
	NP									
	NP									

1	Home Pitchers	N	P	SB	NP	W/L/S

Notes

PITCHING LEGENDA
 B - Ball
 K - Strike
 S - Swing and miss
 H - Hit by pitch
 F - Fouled off
 • - Put in play
 1 - Pick off on 1B
 2 - Pick off on 2B
 3 - Pick off on 3B
WBSC
 BASEBALL SOFTBALL
 CONFEDERATION

Header

The header should be filled out as follows:

Place	Florence	Date	28/07/24	Visitors	PIRATES	Home	BEARS	Code	0315
-------	-----------------	------	-----------------	----------	----------------	------	--------------	------	-------------

City where the game is played
 Date of the game (day, month, and year)
 Visiting team
 Home team
 Game Code

Scoreboard and Scorers

The scoreboard and scorers should be filled out as follows:

TEAMS	Runs per inning															Team Errors			
	1	2	3	4	5	6	7	8	9	10	11	12	13	14	15	R	H	E	DP
PIRATES	0	0	0	1	0	0	2	0	0							3	4	2	0
BEARS	1	0	0	0	3	0	0	1	X							5	8	1	1

Visiting Team
 Home Team
 Scorers and operators
 Final Results
 Hits per Team
 Double plays per team

Official Scorer / Datacaster
TASSO Stefano – QUERCIA Marta – VOLPE Giovanni

Notes

Notes should be filled out as follows:

Note

Any additional comments

Batting Order

The batting order should be filled out as follows:

Pos	PIRATES	Nº
6	AITA Giovanni	12
		1-
3	BINDI Francesco	45
		2-
7	CAIAZZI Pierfranco	56
		3-
2	DAINELLI Sergio	8
		4-
5	GALEAZZI Giuliano	22
		5-
9	IANDELLI Stefano	36
		6-

Pitch Count Legends

The pitch types should be indicated as follows:

- B** Ball
- K** Called stri**Ke** (called by the umpire)
- S** Swinging Strike
- F** Foul ball
- H** Hit by pitch
 - Ball in play (hit)

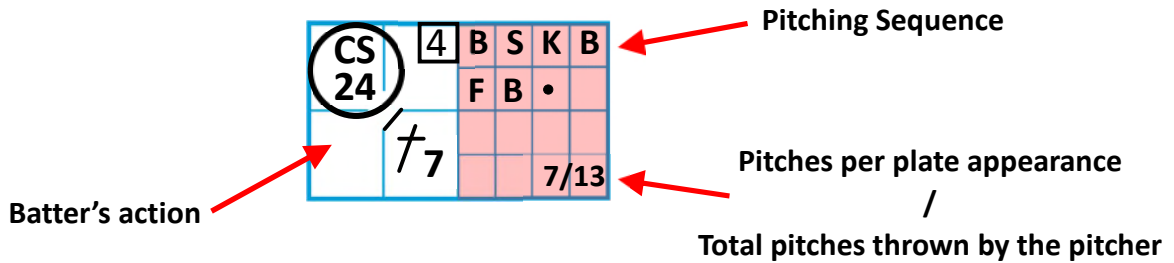
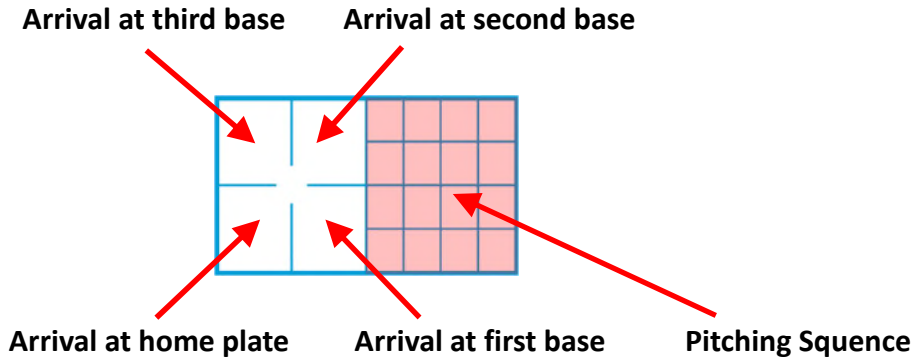
The following should be indicated **but not counted in the total pitches**:

- BK - IP** Balk – Illegal Pitch
- 1** Pitcher Pick-off to 1st base
- 2** Pitcher Pick-off to 2nd base
- 3** Pitcher Pick-off to 3rd base
- 1** Catcher pick-off to 1st base
- 2** Catcher pick-off to 2nd base
- 3** Catcher pick-off to 3rd base
- B** Penalty Ball
- K** Penalty Stri**Ke**
- V** Defensive conference
- W** Offensive conference

- If, during a pitch, a base running play occurs (wild pitch, missed ball, stolen base, etc.), circle the pitch to reconstruct the timeline of events.
- If, between pitches, a stolen base, a caught stealing or an Out “Runner Left Early” occurs, make an empty circle in the pitching sequence to reconstruct the timeline of events.

Central Section

The central section should be filled out similarly to a traditional game scorecard, indicating arrivals on bases and defensive and offensive substitutions (including changes in both offence and defense). In particular:



Below shows an example of how to fill out the central section using the WBSO pitch count symbols:

Pos	PIRATI	N°	Place	Firenze								
6	AITA Giovanni	12	1	<div style="display: flex; align-items: center;"> <div style="margin-right: 10px;"> <div style="border: 1px solid black; border-radius: 50%; width: 40px; height: 40px; display: flex; align-items: center; justify-content: center; font-size: 24px; font-weight: bold;">63</div> </div> <div> <table border="1" style="border-collapse: collapse; text-align: center;"> <tr><td>K</td><td>B</td><td>B</td><td>F</td></tr> <tr><td>F</td><td>•</td><td></td><td></td></tr> </table> </div> </div>	K	B	B	F	F	•		
K	B	B	F									
F	•											
				6/6								
3	BINDI Francesco	45	2	<div style="display: flex; align-items: center;"> <div style="margin-right: 10px;"> <div style="border: 1px solid black; border-radius: 50%; width: 40px; height: 40px; display: flex; align-items: center; justify-content: center; font-size: 24px; font-weight: bold;">F8</div> </div> <div> <table border="1" style="border-collapse: collapse; text-align: center;"> <tr><td>F</td><td>B</td><td>B</td><td>S</td></tr> <tr><td>•</td><td></td><td></td><td></td></tr> </table> </div> </div>	F	B	B	S	•			
F	B	B	S									
•												
				5/11								
7	CAIAZZI Pierfranco	56	3	<div style="display: flex; align-items: center;"> <div style="margin-right: 10px;"> <div style="border: 1px solid black; border-radius: 50%; width: 40px; height: 40px; display: flex; align-items: center; justify-content: center; font-size: 24px; font-weight: bold;">CS 24</div> </div> <div style="margin-right: 10px;">4</div> <div> <table border="1" style="border-collapse: collapse; text-align: center;"> <tr><td>B</td><td>S</td><td>K</td><td>B</td></tr> <tr><td>F</td><td>B</td><td>B</td><td></td></tr> </table> </div> </div>	B	S	K	B	F	B	B	
B	S	K	B									
F	B	B										
				7/18								
2	DAINELLI Sergio	8	4	<div style="display: flex; align-items: center;"> <div style="margin-right: 10px;">BB</div> <div style="margin-right: 10px;">3</div> <div style="margin-right: 10px;">S</div> <div style="margin-right: 10px;">(B)</div> <div style="margin-right: 10px;">/</div> <div style="margin-right: 10px;">F</div></div>								
				2/20								
5	GALEAZZI Giuliano	22	5	<div style="display: flex; align-items: center;"> <div style="margin-right: 10px;"> <div style="border: 1px solid black; border-radius: 50%; width: 40px; height: 40px; display: flex; align-items: center; justify-content: center; font-size: 24px; font-weight: bold;">KL</div> </div> <div style="margin-right: 10px;">1</div> <div style="margin-right: 10px;">3/23</div> </div>								
				B-B K F								
				B •								
9	IANDELLI Stefano	36		<div style="display: flex; align-items: center;"> <div style="margin-right: 10px;"> <div style="border: 1px solid black; border-radius: 50%; width: 40px; height: 40px; display: flex; align-items: center; justify-content: center; font-size: 24px; font-weight: bold;">Ks</div> </div> <div style="margin-right: 10px;">1</div> <div style="margin-right: 10px;">5/28</div> </div>								
PH 9 ¹	LEONE Giovanni	77	6	<div style="display: flex; align-items: center;"> <div style="margin-right: 10px;"> <div style="border: 1px solid black; border-radius: 50%; width: 40px; height: 40px; display: flex; align-items: center; justify-content: center; font-size: 24px; font-weight: bold;">Ks</div> </div> <div style="margin-right: 10px;">1</div> <div style="margin-right: 10px;">5/5</div> </div>								
				B 1 K F								
				B S								

Central Section

Examples of totaling pitches

	SB2	B	S	F	H
>	HP				
				4/6	
(L6)		K	B	(B)	B
		S	.		
					6/12

If, during a pitch, a base running play occurs (wild pitch, missed ball, stolen base, etc.), circle the pitch to reconstruct the timeline of events

On this pitch (Ball), a stolen base occurred.

	SB2	B	S	F	H
>	HP				
				4/6	
(L6)		B	()	B	B
		B	S	.	
					6/12

If, between pitches, a stolen base or a caught stealing occurs, make an empty circle in the pitching sequence to reconstruct the timeline of events.

Between these two "Balls", a stolen base occurs.

2	e2T	B	S	F	H
>	HP				
				4/6	
(L6)		B	1	B	B
		B	S	.	
					6/12

If, during a pitch, a Pick-off attempt made by the catcher it turns into a throwing error, circle the pitch to reconstruct the timeline of events and at the same time put the symbol of the catcher pick-off to 1st base (1).

The catcher pick-off is not counted in the total pitches but we record it in way to reconstruct the timeline of events.

X Pieri e2T oppure PO e2T

2	RLE	B	S	F	H
3	HP				
				4/6	
(63)		B	()	B	B
		B	S	.	
					6/12

If a runner is out because fail to keep contact with the base to which they are entitled until a legally pitched ball leaves the pitcher's hand. A "NO PITCH" is declared and other runners must return to the last base legally held at the time of the pitch.

If this happens, make an empty circle in the pitching sequence to reconstruct the timeline of events.

43	B	2	K	B
	S	B	.	
6/18				

The Pick-off is not a pitch and is not counted in the total pitches.

The pitcher makes a Pick-off to the second base (2). Since this throw is not a pitch, it should not be counted in the totals.

F6	K	B	B	<u>1</u>
	S	B	.	
6/24				

The Pick-off attempt made from the catcher is not counted in the total pitches but we record it in way to reconstruct the timeline of events.

The catcher makes a Pick-off to the first base (1), this **pick-off** made **by the catcher is recorded with a line above the number of the base** where the play is done.

F8	B	B	F	S
	.			
4/23				

The **Penalty Ball** or the **Penalty Strike**, are balls and strikes assigned by the umpire as a result of a pitch clock violation and are not a thrown pitch, so should not be counted in the total pitches.

Pitching Summary per Inning

The pitching summary is filled out as follows:

Innings	→		1	2	
Numbers of pitches by 1 st pitcher	→	NP	10	4	14
Numbers of pitches by 2 nd pitcher	→	NP		13	13
Numbers of pitches by 3 rd pitcher	→	NP			

↑ Totals
 ↑ Partial for each subsequent inning
 ↑ Partial for the first inning

	1	2		3		4	
NP	10	4	14				
NP		13	13	12	25	9	34
NP							

When more than three pitchers are used, the fourth pitcher's total starts on the top row.

	5		6		7		8		9	
					7	7	12	19	15	34
6	40									
3	3	12	15	6	21					

Pitchers

The pitchers' section should be filled out as follows:

T	Visiting Pitchers	N°	IP	ER	NP	W/L/S

R Right-handed
 L Left-handed

Last name and first name

Uniform number

Innings Pitched

Earned Runs




Number of Pitches



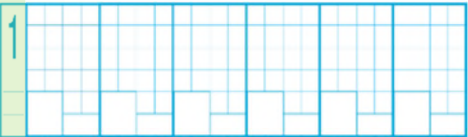

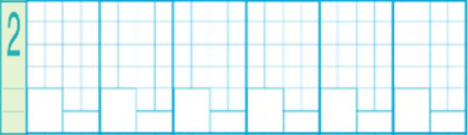
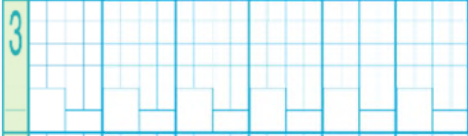
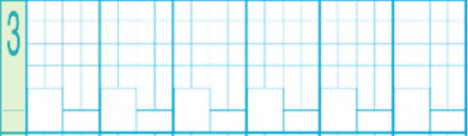




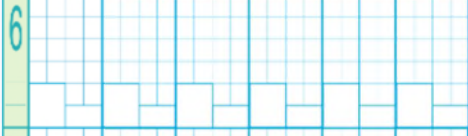
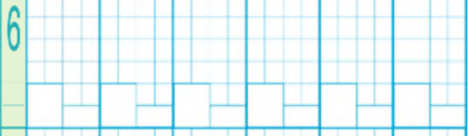


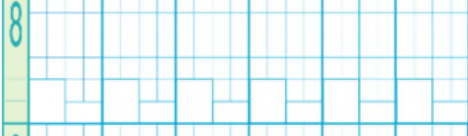

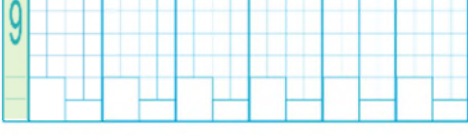

Win / Loss / Save

Example of filling out the section dedicated to pitchers

T	Visiting Pitchers	N°	IP	ER	NP	W/L/S
R	TENDI Paolo	11	6.2	2	95	W
L	SODI Stefano	6	2.1	--	28	S

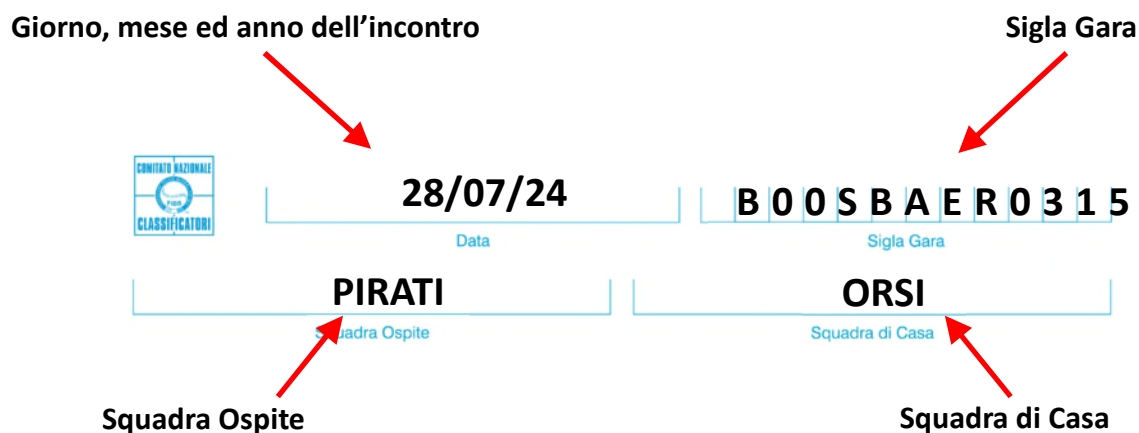
Il foglio contalanci è composto da

- Testata 
- Ordine di battuta 
- Parte centrale 

										<input type="text"/>										<input type="text"/>									
Data										Sigla Gara																			
<input type="text"/>										<input type="text"/>																			
Squadra Ospite										Squadra di Casa																			
1											1																		
2											2																		
3											3																		
4											4																		
5											5																		
6											6																		
7											7																		
8											8																		
9											9																		

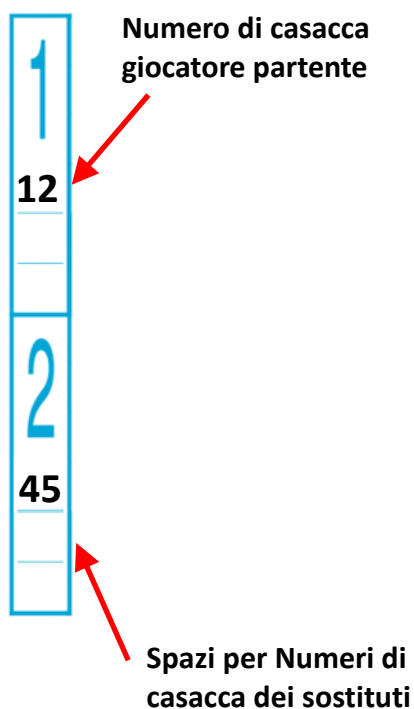
Testata

La testata va compilata nel seguente modo:



Ordine di Battuta

L'ordine di battuta va compilato nel seguente modo:



- Nel caso di sostituzione di un giocatore riportare unicamente il numero di casacca nell'apposito spazio;
- Il ruolo difensivo non deve essere riportato;
- É facoltativo riportare la barra verticale che indica il momento del cambio in attacco.

Azioni del lanciatore

La tipologia dei lanci va così indicata:

B	Lancio B all
K	Lancio stri K e guardato (chiamato dall'arbitro)
S	Lancio strike girato (S wing)
F	Lancio battuto in F oul
H	Colpito dal lancio (H it by pitch)
•	palla in gioco (battuta)

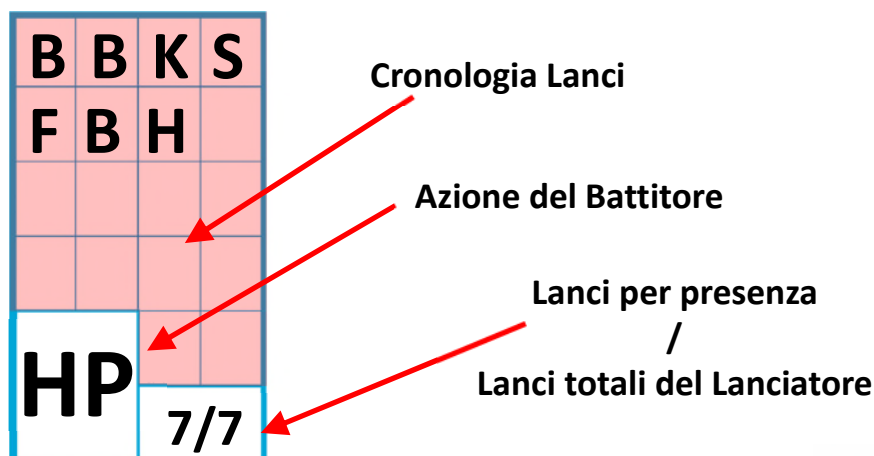
Devono essere indicati, ma **non contano nel totale dei lanci**:

BK - IP	B alk – Illegal P itch
1	Pick-off in 1 ^ base del Lanciatore
2	Pick-off in 2 ^ base del Lanciatore
3	Pick-off in 3 ^ base del Lanciatore
1	Pick-off in 1 ^ base del Ricevitore
2	Pick-off in 2 ^ base del Ricevitore
3	Pick-off in 3 ^ base del Ricevitore
B	Penalty B all
S	Penalty S trike
V	Defensive Conference
W	Offensive conference

- Se durante l'effettuazione di un lancio avviene anche un gioco di corsa sulle basi (lancio pazzo, palla mancata, base rubata...), cerchiare il lancio per poter ricostruire la cronologia degli eventi. Se fra i lanci avviene una base rubata, un colpo rubando o un'eliminazione per "Runner Left Early", faremo un cerchio vuoto per poter ricostruire la cronologia degli eventi.

Parte Centrale

La parte centrale va compilata nel seguente modo:



Parte Centrale

Esempi di compilazione

K	B	(B)	B
S	•		
(L6)		6/13	

Se durante l'effettuazione di un lancio avviene anche un gioco di corsa sulle basi (lancio pazzo, palla mancata, base rubata...), cerchiare il lancio per poter ricostruire la cronologia degli eventi.

1		SB2
		HP
2		(L6)

Su questo Lancio (Ball) è avvenuta la rubata

K	B	○	B
B	B	S	•
(L6)		7/14	

Se fra i lanci avviene una base rubata o un colto rubando, si farà un cerchio vuoto per poter ricostruire la cronologia degli eventi.

1		SB2
		HP
2		(L6)

Fra questi due ball è avvenuta la rubata

B	2	K	B
S	B	•	
(43)		6/19	

Il **Pick-off** non è un lancio e non viene conteggiato nel totale dei lanci.

Il lanciatore fa un Pick-off sul sacchetto di seconda base (2). Poiché tale tiro non è un lancio non va conteggiato nei totali.

Il tentativo di Pick-off fatto dal ricevitore non viene conteggiato nel totale dei lanci ma lo registriamo in modo da ricostruire la cronologia degli eventi.

Il ricevitore fa un Pick-off in prima base (1), questo **pick-off fatto dal ricevitore viene registrato con una linea sopra il numero della base in cui il gioco è stato fatto.**

K	B	B	1̄
S	B	•	
(F6)		6/25	

B	B	F	S
•			
(F8)		4/17	

Il **Penalty Ball** o Il **Penalty Strike** in quanto ball e strike assegnati per regola e non lanciati non vanno conteggiati nei totali dei lanci.

